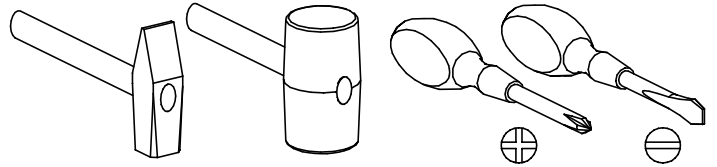
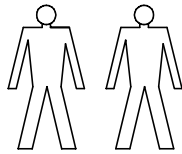


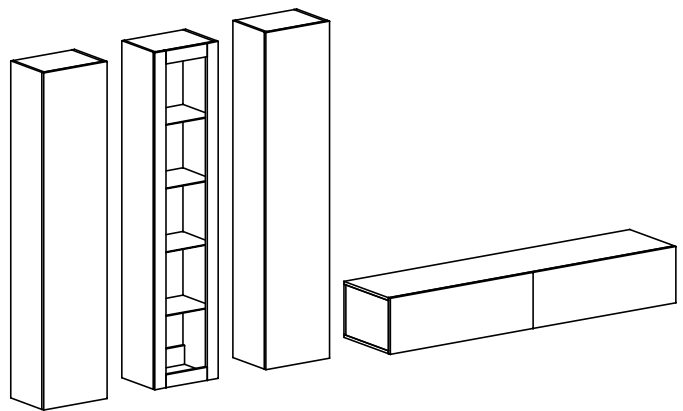

PRZED ROZPOCZĘCIEM MONTAŻU ZAPOZNAĆ SIĘ Z INSTRUKCJĄ




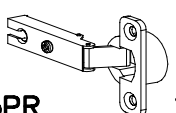
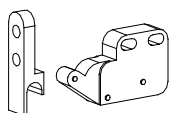

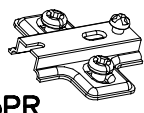
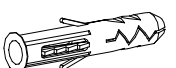
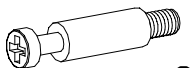

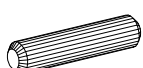
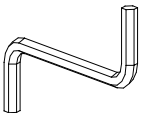

Narzędzia niezbędne do montażu (nie dostarczane przez producenta)



VIGO

Szafka wisząca



		G31  3 x 12 x2	G30  3 x 20 x2	W4  x57
C3 Z35PR  x4	L9  x1	A2  ø7 x 70 x4	D3 PZ35PR  x4	U8  x4
K5  x20	K1  ø15 x 12 x20	B1  x28	W2  x1	G5  4 x 13 x8